

We provide superior performing compressed air & gas systems with engineered longevity to reduce operating costs and improve productivity.

Chúng tôi cung cấp hệ thống khí & khí nén hiệu suất vượt trội với tuổi thọ cao, thiết kế để giảm chi phí vận hành và nâng cao năng suất.



**Corporate Headquarters -
AIRpipe Vietnam**

Add: 3/18 LE THI RIENG, QUARTER 1, AN THOI WARD,
DISTRICT 12, HCMC, VIETNAM

Tel: 02873001984

Email: chenjs@airpipetech.com

Web: www.airpipetech.com



AIRpipe

PUBLICATION AIRPIPE – #7/2018/EN/AP
AIRPIPE RESERVES THE RIGHTS TO MODIFY THIS DOCUMENTS WITHOUT PRIOR NOTICE.




ENGINEERED FOR SUPERIOR PERFORMANCE THIẾT KẾ CHO HIỆU SUẤT VƯỢT TRỘI

*Compressed Air & Gas Systems
Hệ thống khí & khí nén*



AIRpipe



1 Aluminum Pipe

2 Flanged Connector

3

4 Equal Tee

5

6 Flexible Hose

7 Reducer Tee

8

9 Quick Plug Ball Valve

10 Aluminum Quick Drop

11

12 Brass Ball Valve

13 Quick Plug Equal Tee

14 Thread Quick Plug Ball Valve

15 Quick Plug 90 Elbow

16 Aluminum End Cap



- Up to max.200mm diameter - 200m³/min flow single line.
- High-quality powder coating and colors customization.
- Designed for compressed air, vacuum, and inert gases.
- Light-weight & corrosion-free.



- Quick connection.
- Available for BSP/NPT thread, flange, plug-in connection type.
- High-flow design ensures optimal performance.




- Quick-connect design.
- Superior reliability & longevity.
- Largest fitting configurations available.
- Modular & reusable.
- 100% recyclable & non-flammable materials.



- Suitable for compressor & equipment outlets to absorb vibration.
- Allows for expansion and contraction of the pipe system.
- Bypass obstacles for pipe distribution.
- Resistant to mineral or synthetic lubricated oils.



- Quick installation to main ring.
- Can be used vertically or horizontally.
- Design does not allow water to enter downstream points of use.
- Configurations allow for multiple drop connection types, e.g., hose reels.



- Suitable for various pipe systems.
- Used for a variety of installation methods, e.g., wall, beam, roof, channel, rod, etc.
- Designed to work best with AIRpipe products.



AIRpipe	mm
301 00 0100 01	20
301 00 0200 01	25
301 00 0400 01	40
301 00 0500 01	50
301 00 0600 01	63
301 00 0700 01	80
301 00 0800 01	100
301 00 0900 01	150
301 00 1000 01	200



AIRpipe	mm
301 00 0100 03	20
301 00 0200 03	25
301 00 0400 03	40
301 00 0500 03	50
301 00 0600 03	63
301 00 0700 03	80
301 00 0800 03	100
301 00 0900 03	150
301 00 1000 03	200



AIRpipe	mm
302 03 0100 02	20
302 03 0200 02	25
302 03 0400 02	40
302 03 0500 02	50
302 03 0600 01	63
302 03 0700 01	80
302 03 0800 01	100
302 03 1000 01	150
302 03 1100 01	200


*Use two union connectors



AIRpipe	mm
302 04 0100 02	20
302 04 0200 02	25
302 04 0400 02	40
302 04 0500 02	50
302 04 0600 01	63
302 04 0700 01	80
302 04 0800 01	100
302 04 1000 01	150
302 04 1100 01	200

*Union connectors included

302 04 0600 01	63
302 04 0700 01	80
302 04 0800 01	100
302 04 1000 01	150
302 04 1100 01	200



AIRpipe	mm
301 00 0100 02	20
301 00 0200 02	25
301 00 0400 02	40
301 00 0500 02	50
301 00 0600 02	63
301 00 0700 02	80
301 00 0800 02	100
301 00 0900 02	150
301 00 1000 02	200



AIRpipe	mm
302 06 0100 02	20
302 06 0200 02	25
302 06 0400 02	40
302 06 0500 02	50
302 06 0600 01	63
302 06 0700 01	80
302 06 0800 01	100
302 06 1000 01	150
302 06 1100 01	200

*Use one union connector




AIRpipe	mm	mm
302 07 0201 02	25	20
302 07 0402 02	40	25
302 07 0502 01	50	25
302 07 0504 02	50	40
302 07 0604 02	63	40
302 07 0605 02	63	50
302 07 0704 02	80	40
302 07 0705 02	80	50
302 07 0805 02	100	50



AIRpipe	mm
302 02 0100 01	20
302 02 0200 01	25
302 02 0400 01	40
302 02 0500 01	50
302 02 0601 05	63
302 02 0701 08	80
302 02 0801 08	100
302 02 1001 05	150
302 02 1101 05	200

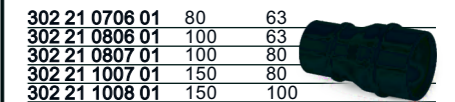


AIRpipe	mm	mm
302 21 0201 02	25	20
302 21 0402 02	40	25
302 21 0502 02	50	25
302 21 0504 02	50	40
302 21 0604 02	63	40
302 21 0605 02	63	50
302 21 0705 02	80	50




AIRpipe	mm	mm
302 21 0706 01	80	63
302 21 0806 01	100	63
302 21 0807 01	100	80
302 21 1007 01	150	80
302 21 1008 01	150	100
302 21 1110 01	200	150

*Use two union connectors



302 19 0100 02	20	1/2"
302 19 0101 02	20	3/4"
302 19 0200 02	25	1/2"
302 19 0202 02	25	1"
302 19 0404 02	40	1 1/2"
302 19 0505 02	50	2"

*Union connector included



AIRpipe	mm	mm	mm
302 19 0606 01	63		2 1/2"
302 19 0707 01	80		3"

*Use one union connector

302 19 0606 01	63	2 1/2"
302 19 0707 01	80	3"

*Use one union connector

BSP



302 17 0605 01	63	2"
302 17 0606 01	63	2 1/2"
302 17 0706 01	80	2 1/2"
302 17 0707 01	80	3"

*Use one union connector

AIRpipe



302 10 0804 01	100	40
302 10 1004 01	150	40
302 10 1005 01	150	50
302 10 1104 01	200	40
302 10 1105 01	200	50

*Union connector included

AIRpipe



302 10 0201 04	25	20
302 10 0202 03	25	25
302 10 0401 04	40	20
302 10 0402 04	40	25
302 10 0501 01	50	20
302 10 0502 01	50	25
302 10 0601 01	63	20
302 10 0602 01	63	25
302 10 0701 01	80	20
302 10 0702 01	80	25
302 10 0801 01	100	20
302 10 0802 01	100	25
302 10 1001 01	150	20
302 10 1002 01	150	25
302 10 1102 01	200	25

*Union connector included



AIRpipe	BSP		
302 15 0100 01	20	1/2"	
302 15 0101 01	20	3/4"	
302 15 0200 01	25	1/2"	
302 15 0202 01	25	1"	
302 15 0404 01	40	1 1/2"	
302 15 0505 01	50	2"	



AIRpipe	BSP		
302 13 0100 01	20	1/2"	
302 13 0101 01	20	3/4"	
302 13 0200 01	25	1/2"	
302 13 0202 01	25	1"	
302 13 0404 01	40	1 1/2"	
302 13 0505 01	50	2"	



AIRpipe	BSP		
302 11 0200 03	25	1/2"	
302 11 0400 03	40	1/2"	
302 11 0401 03	40	3/4"	
302 11 0500 01	50	1/2"	
302 11 0501 01	50	3/4"	
302 11 0600 01	63	1/2"	
302 11 0601 01	63	3/4"	
302 11 0700 01	80	1/2"	
302 11 0701 01	80	3/4"	
302 11 0800 01	100	1/2"	
302 11 1000 01	150	1/2"	



All flanges contain bolts and flange gasket

BSP	AIRpipe		
302 79 0202 01	25	1"	
302 79 0404 01	40	1 1/2"	
302 79 0505 01	50	2"	
302 79 0602 01	65	1"	
302 79 0604 01	65	1 1/2"	
302 79 0605 01	65	2"	
302 79 0702 01	80	1"	
302 79 0704 01	80	1 1/2"	
302 79 0705 01	80	2"	
302 79 0706 01	80	2 1/2"	
302 79 0804 01	100	1 1/2"	
302 79 0805 01	100	2"	
302 79 1002 01	150	1"	
302 79 1004 01	150	1 1/2"	
302 79 1005 01	150	2"	
302 79 1006 01	150	2 1/2"	
302 79 1007 01	150	3"	



AIRpipe

BSP



302 22 0100 01	20
302 22 0200 01	25
302 22 0400 01	40
302 22 0500 01	50
302 22 0600 01	63
302 22 0700 01	80
302 22 0800 01	100



BSP

301 34 0001 01	Male " (shock resistance), 0-1.6mpa, 1.6grade
301 34 0001 02	Male 1/2", (Non-shock resistance), 0-1.6mpa, 1.6grade
301 34 0001 03	Female 1/2"-Male 1/2", copper shock absorption pipe

